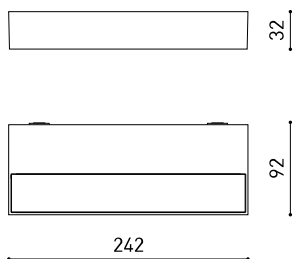




Dimensions



Accessories



DRIVER OPTIONS

PRODUCT

| | |
|-----------|-------------------------------|
| Name | REC OUTDOOR DIM DALI 3000K GT |
| Reference | A5160021GT |
| Colour | Textured grey |
| RAL | 7021 |
| Category | OUTDOOR |

LIGHT SOURCE

| | |
|-------------------------|-----------------|
| Type | LED |
| Gross luminous flux | 1000 lm |
| Colour temperature | 3000 K |
| Chromatic stability | MacAdam Step 2 |
| Colour Rendering Index | CRI>90 |
| Power | 6,8 W |
| Current | 500 mA |
| Efficacy | 147 lm/W |
| LED lifespan | L80B10 >60.000h |
| Energy efficiency class | D |

LIGHTING FIXTURE | PHOTOMETRIC DATA

| | |
|---------------------|------|
| Lighting efficiency | 36% |
| Light beam angle | 114° |

LIGHTING FIXTURE | ELECTRICAL DATA

| | |
|-----------------------------|----------|
| Driver | Included |
| Power values of the system | 7,97 W |
| Dimming | DALI |
| Electrical insulation class | II |

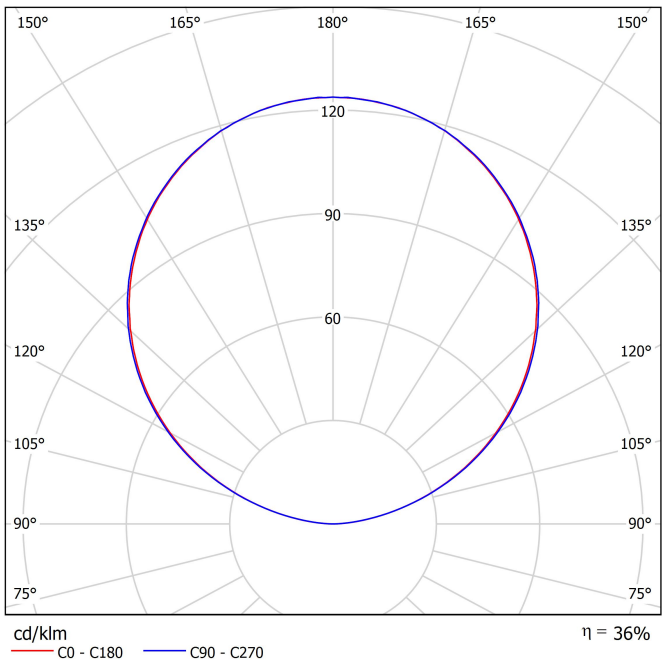
OTHER DATA

| | |
|----------------------|---------------------------|
| Sealing | IP65 |
| Outdoor Use | Yes |
| Weight | 830 g |
| Packaged weight | 930 g |
| Packaging dimensions | 299 x 135 x 52 mm |
| Units per package | 1 |
| Materials | Aluminium / Polycarbonate |

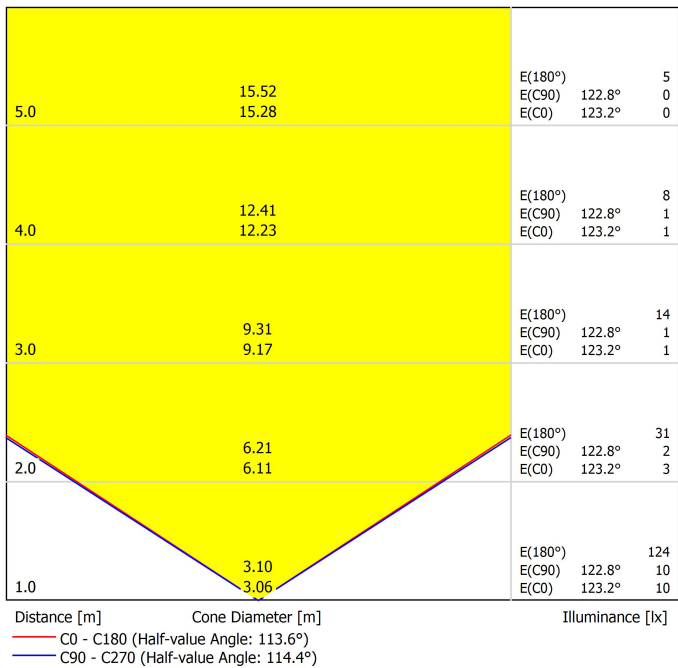


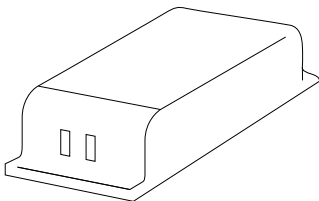
Distinguished by its proportionality and geometry, the Rec collection discovers - and conquers - the outdoors. This new outdoor wall washer retains the slender complexion of the interior wall fixture with a 180° projection that bathes ceiling and walls. It is available in two versions depending on the source of the light, in a unidirectional version, with an upward or downward option, and in a Double version, unique for its bidirectional flow. In both, its lighting is ambient and deeply pleasant.

Polar diagram

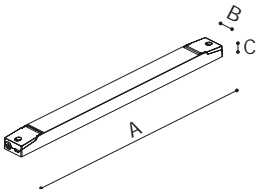


Conical diagram





| | | P | V | D (A x B x C) |
|--------------------------------------|------------|---------------------------------|-----|-----------------|
| CONSTANT VOLTAGE LED POWER SUPPLY | 0434-01-62 | 150W | 48V | 350 x 30 x 18mm |
| 220 240 | V~ IP20 | Driver must be placed on remote | | |



| DROPVOLTAGE TABLE | | CABLE LENGHT (m) | | | |
|-------------------|---------------------|------------------|-----|-----|------|
| POWER (W) | CABLE SECTION (mm²) | <25 | <50 | <75 | <100 |
| 150 | 0,75 | ✓ | ✓ | ✗ | ✗ |
| | 1,0 | ✓ | ✓ | ✓ | ✗ |
| | 1,5 | ✓ | ✓ | ✓ | ✓ |



Fuente de luz (LED) reemplazable por un profesional autorizado

Replaceable (LED only) light source by an authorized professional.

Source lumineuse (LED) remplaçable par un professionnel agréé

Sorgente luminosa (LED) sostituibile da parte di un professionista autorizzato

Austauschbare (LED) Lichtquelle durch einen autorisierten Fachmann



Equipo de control reemplazable por un profesional autorizado

Replaceable control gear by an authorized professional

Dispositif de commande remplaçable par un professionnel agréé

Alimentatore sostituibile da parte di un professionista autorizzato

Auswechselbares Betriebsgerät durch autorisierten Fachmann

Instrucciones para el final de vida y la eliminación de los componentes:

Instructions on end-of-life and component disposal:

Instructions pour la gestion des composants en fin de vie et leur mise au rebut :

Istruzioni per il fine vita e lo smaltimento dei componenti:

Anweisungen zur entsorgung der Leuchtenkomponenten:



Interrumpir la alimentación del aparato
Cut the power supply to the luminaire
Couper l'alimentation du luminaire
Interrompere l'alimentazione dell'apparecchio
Stromversorgung der Leuchte unterbrechen



Quitar la(s) fuente(s) de luz para el desecho
Remove light source(s) for disposal
Retirer la (les) source(s) lumineuse(s) pour l'élimination
Rimuovere la/le sorgente/e di luce per lo smaltimento
Lichtquelle(n) zur Entsorgung entfernen



Quitar la batería para el desecho
Remove the battery for decommissioning
Retirer la batterie pour sa mise au rebut
Rimuovere la batteria per la dismissione
Die Batterie ordnungsgemäß entsorgen



Quitar el equipo de control para el desecho
Remove control gear for disposal
Retirer le dispositif de commande pour l'élimination
Rimuovere l'alimentatore per lo smaltimento
Betriebsgerät zur Entsorgung ausbauen

Enviar los materiales a un centro de recogida RAEE
Send the materials to a WEEE collection centre
Envoyer les matériaux dans une déchetterie DEEE
Inviare i materiali ad un centro di raccolta RAEE
Die Materialien in einem WEEE-Zentrum entsorgen

